ALL SIZES IN MILLIMETRES

Chad-O-Chef Sizzler 5 Burner Gas Braai with Rotisserie Dome

Gas braai with 5 burners, and a rotisserie dome with a motor and spit. The parts are shown apart

01 GRILL, FRONT VIEW

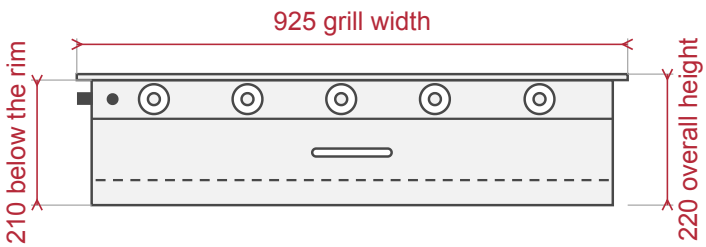

02 GRILL, SIDE VIEW

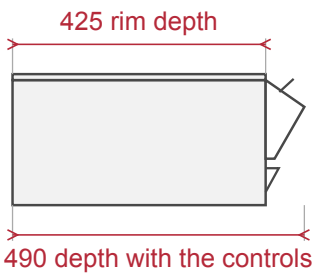

Front at the right.

03 GRILL, TOP VIEW

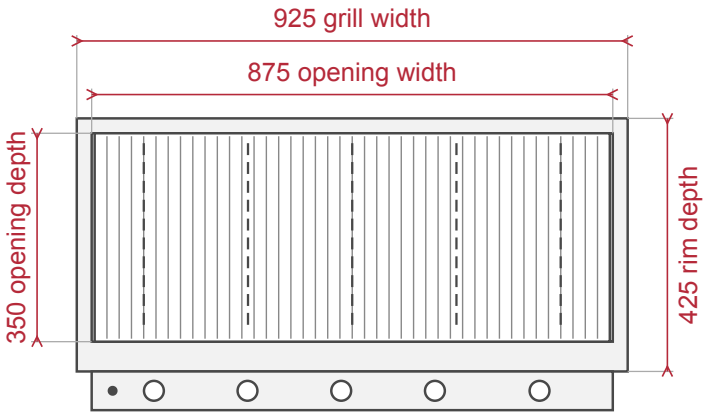

Front at the bottom. Dashed: the 5 burners.

04 COOKING GRID



05 DOME, FRONT VIEW, CLOSED



06 DOME, SIDE VIEW, CLOSED

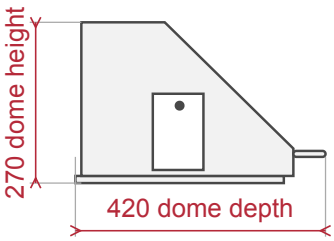

Front at the right.

BRAAI CULTURE

ALL SIZES IN MILLIMETRES

Chad-O-Chef Sizzler 5 Burner Gas Braai with Rotisserie Dome

07 DOME, FRONT VIEW, OPEN

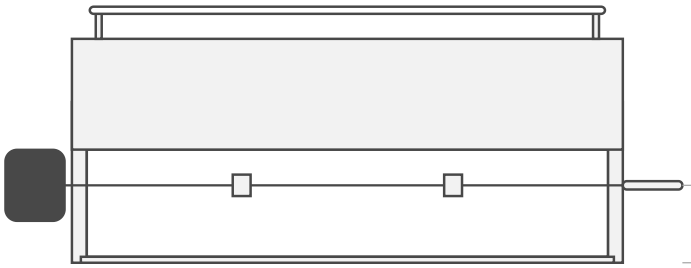

08 DOME, SIDE VIEW, OPEN

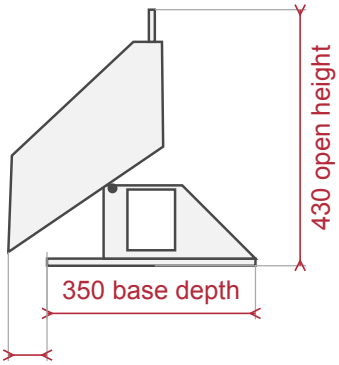

Front at the right.

PLANNING NOTES

The grill fits a recess cut into cabinetry, or replaces the wood-burning grates in a traditional built-in braai.
In a built-in recess, allow 5 at each side of the 925 grill width.
The dome sits inside the grill cavity, on the channels that hold the top grids. Dome heights are from the dome base.
Ask us for the dome width and the space for the grill and dome together before you build.
Surrounds must be non-flammable and heat resistant. For domestic outdoor use, or a patio with at least one open side.
A registered installer for your gas type must do the installation.
Do not use all the burners on high with the dome closed.