ALL SIZES IN MILLIMETRES

FLAMM R01

Freestanding wood fireplace: closed combustion, a round body with a tall glass door

01 FRONT VIEW

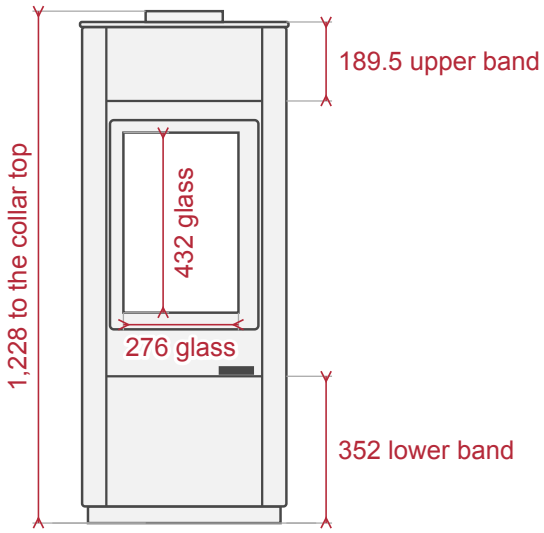

02 SIDE VIEW

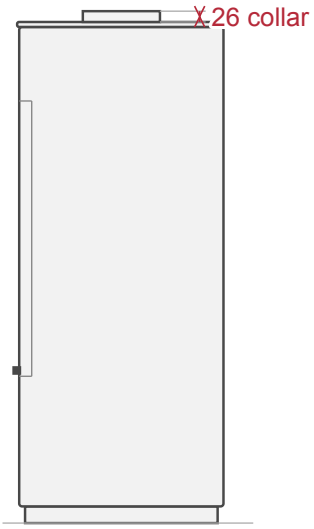

Front at the left. Back at the right.

03 TOP VIEW

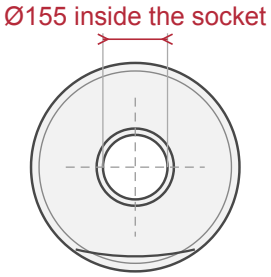

Front at the bottom.
For a nominal 150 flue pipe.

04 FIREBRICKS INSIDE THE FIREBOX

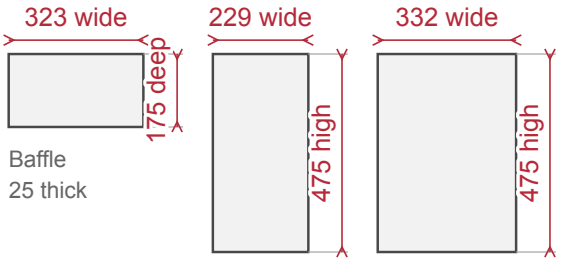

05 COMBUSTIBLES, TOP VIEW (SMALLER SCALE)

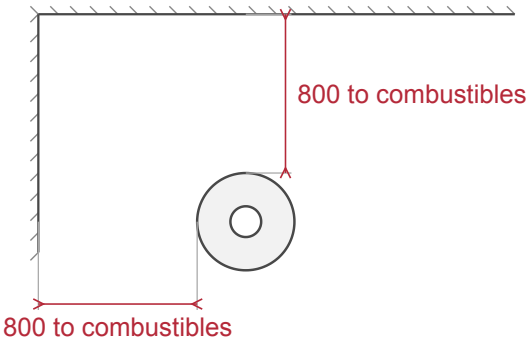

Front at the bottom.

06 FLOOR PROTECTOR, TOP VIEW (SMALLER SCALE)

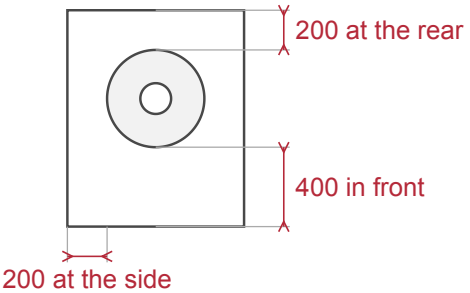

Front at the bottom.

BRAAI CULTURE

ALL SIZES IN MILLIMETRES

FLAMM R01

07 CEILING AND FURNISHINGS (SMALLER SCALE)

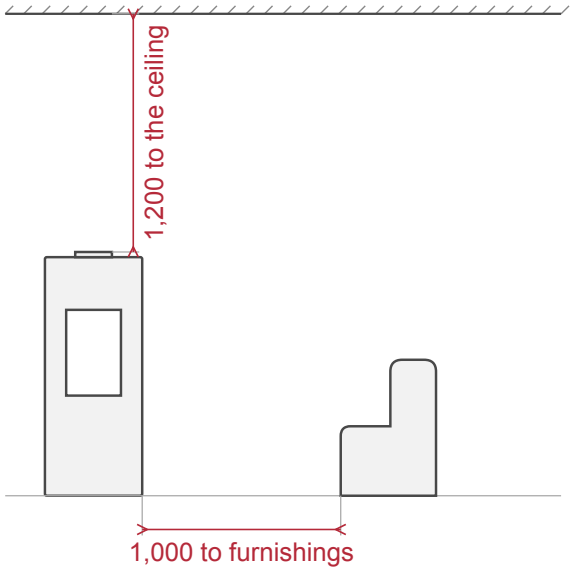

08 FLUE OFFSET (SMALLER SCALE)

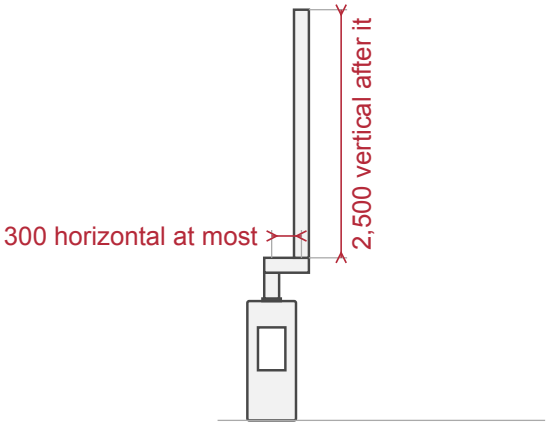

09 FLUE HEIGHT AND ROOF (SMALLER SCALE)

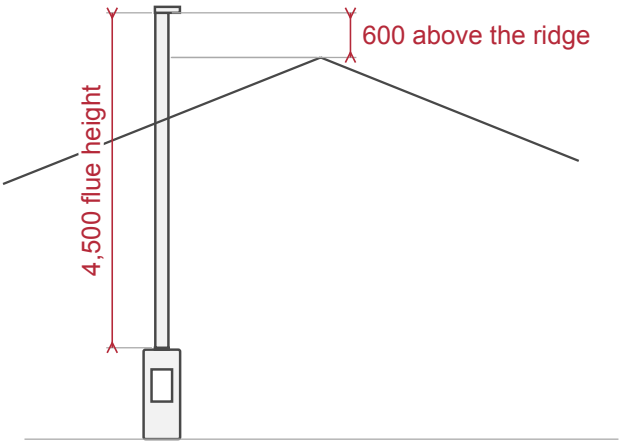

PLANNING NOTES

These are product sizes. Have an independent installer confirm the hearth, the flue route and the clearances.
Ask us to confirm the width, the depth and the weight before you plan a tight fit.
Depending on your floor, the hearth can be a 125 constructional hearth or, in some cases, a 12 non-combustible board.
In a recess, leave a free air gap of 200 at the sides and the top and 50 at the rear.
These gaps are for airflow and do not define a cut-out.
Where a firewall is needed, use 100 of brick, concrete or stone.
A flue of about 4,500 could be satisfactory. Your installer decides the route for your building and wind.
Bricks and baffles are not covered by the guarantee. Keep these sizes handy when you ask us for a replacement.
Flue pipes, accessories and installation are not included. Send us a photo and measurements for a flue quote.