ALL SIZES IN MILLIMETRES

Jetmaster 1500 Super Deluxe Built-in Braai

Built-in braai: mild steel, with a spit motor box, a charcoal starter and two drawers

01 FRONT VIEW

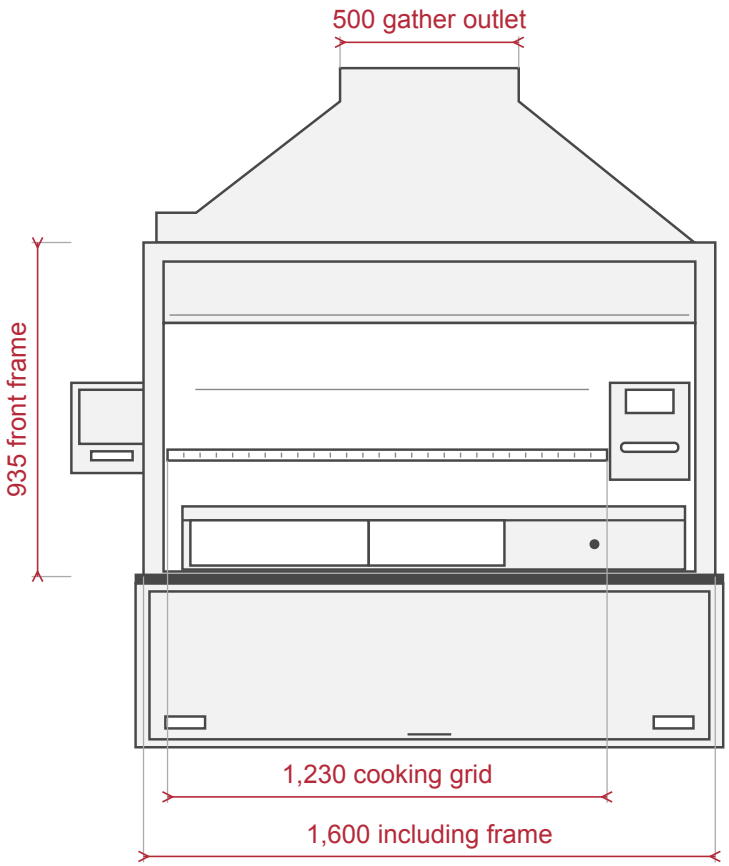

02 SIDE VIEW

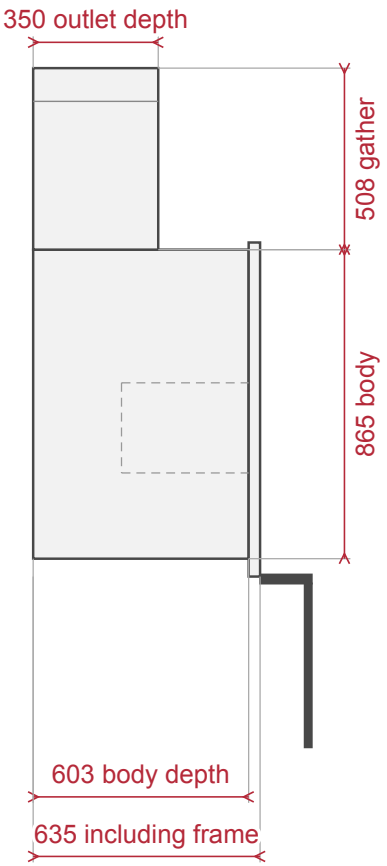

Front at the right. Door folded down.
The body height does not include the gather.
Dashed: the spit motor box.

03 COOKING GRID



04 TOP VIEW

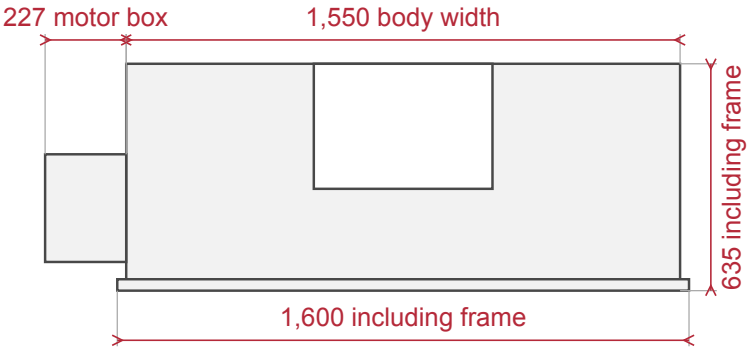

Front at the bottom. White: the gather outlet.

BRAAI CULTURE

Jetmaster 1500 Super Deluxe Built-in Braai

05 CLEARANCES (SMALLER SCALE)

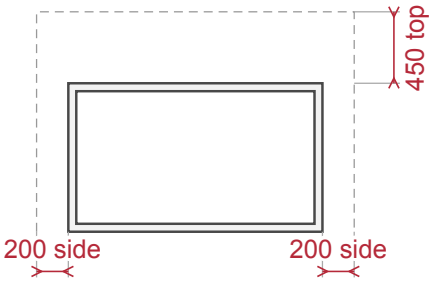

Braai box from the front, without the gather.
No combustible material inside the dashed line,
unless that material is insulated.

06 FACE RECESS (SMALLER SCALE)

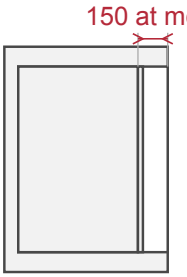

Front at the right.
The face of the braai sits
at most 150 behind the face
of the brickwork or plaster.

07 FLUE SECTION, SOLD SEPARATELY (SMALLER SCALE)

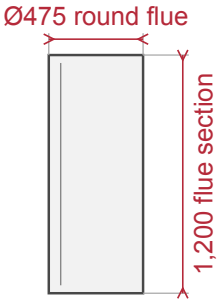

The gather outlet is rectangular: 500 by 350.
The round Ø475 flue fits with the 350 × 500 adaptor.
Ask us which flue parts fit before you order.
The minimum chimney flue length is 2,000 mm.

PLANNING NOTES

These are product sizes, not a building-opening size. Ask us for the opening size before you build.
The body is 1,550 wide, 603 deep and 865 high. The gather adds 508 above it.
The spit motor box stands out 227 beside the body. Plan the opening for both.
Support the braai mainly along its bottom side and back edges.
The body and the gather need fibreglass insulation and an expansion joint.
A qualified electrician must do the electrical work. The light and the 220 V spit motor must be earthed.
Included: chicken and sheep spits, the spit motor, a charcoal tray and an adjustable charcoal starter.
Also included: a light fitting, a swivel arm with a potjie hook, an ash drawer and a warming and utensil drawer.
The reinforced door has a handle bar and slides in and under.