ALL SIZES IN MILLIMETRES

Chad-O-Chef Sizzler Mobile 4 Burner with Rotisserie Dome

Mobile gas braai: 4 burners in a cabinet on castor wheels, with side shelves and a rotisserie dome

01 FRONT VIEW, DOME CLOSED

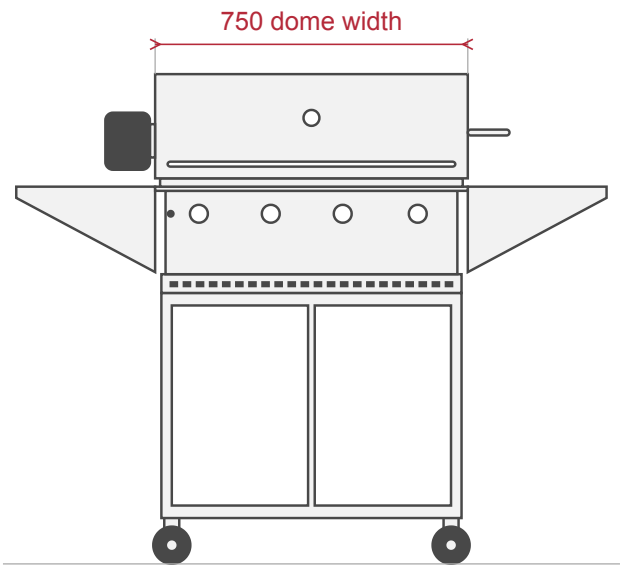

Two doors, four castor wheels and a cutting board.

02 TOP VIEW, DOME OFF

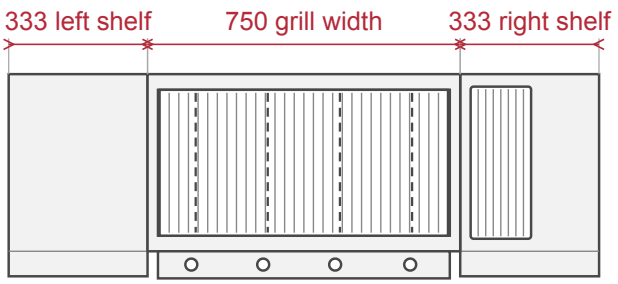

Front at the bottom. Dashed: the 4 burners.

03 GRILL, FRONT VIEW

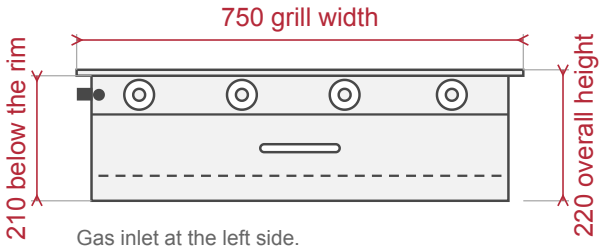

Gas inlet at the left side.

04 GRILL, SIDE VIEW

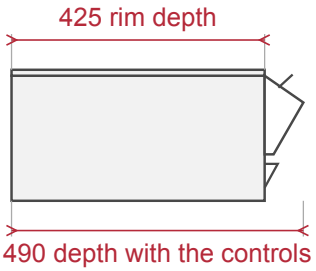

Front at the right.

05 GRILL, TOP VIEW

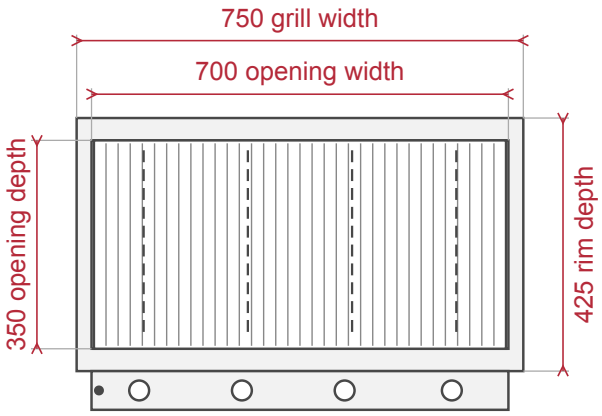

Front at the bottom. Dashed: the 4 burners.

06 COOKING GRID

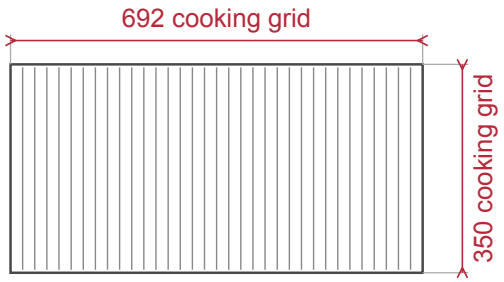

BRAAI CULTURE

ALL SIZES IN MILLIMETRES

Chad-O-Chef Sizzler Mobile 4 Burner with Rotisserie Dome

07 DOME, FRONT VIEW, CLOSED

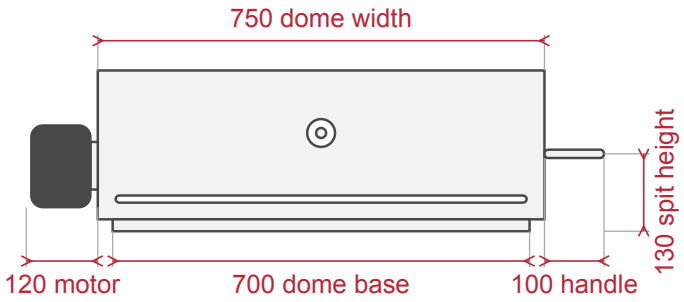

08 DOME, SIDE VIEW, CLOSED

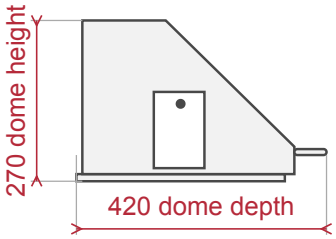

Front at the right.

09 DOME, SIDE VIEW, OPEN

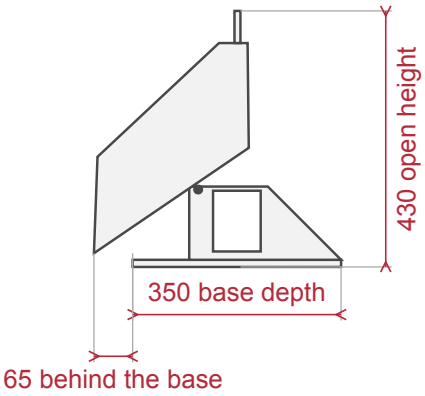

Front at the right. The lid swings back.

PLANNING NOTES

These are product sizes. Ask us for the overall width, depth and height of the mobile before you plan the space.
The dome fits into the grill on the channels that hold the top grids. Dome heights are from the dome base.
When the dome opens, it swings 65 behind its base. Allow room behind the braai to open it.
Connect the rotisserie motor to an electrical supply. The spit turns a load of up to 7.5 kg.
Do not use all the burners on high with the dome closed.
For domestic use only: outdoors, or on a patio with at least one open side.
A registered gas installer must install the gas grill.
LPG: 2.8 kPa operating pressure, up to 0.28 kg/h a burner.