Chad-O-Chef 1000 Drop-In Fireplace

Indoor flueless gas fireplace: drops into a nonflammable housing

01 FRONT VIEW

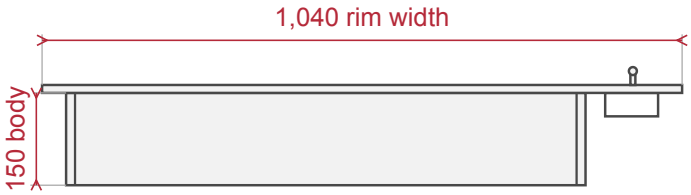

02 SIDE VIEW

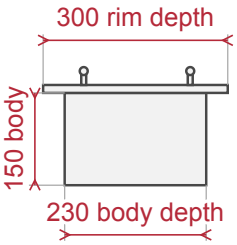

03 TOP VIEW



04 CUT-OUT SIZE

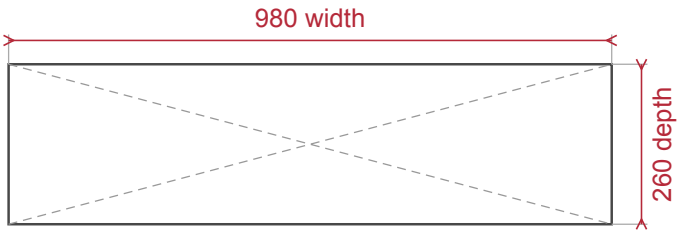

The opening to make in the housing.

05 CLEARANCES FROM THE FRONT (SMALLER SCALE)

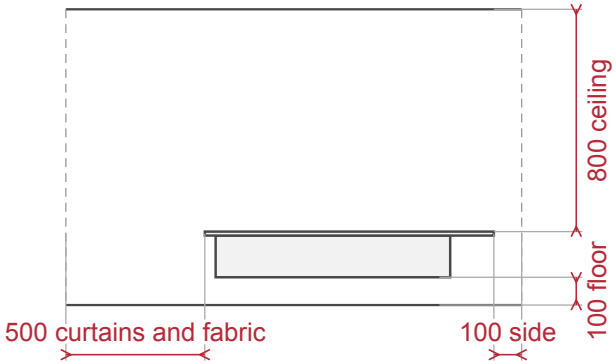

Each distance applies at both sides.

06 CLEARANCES FROM THE SIDE (SMALLER SCALE)

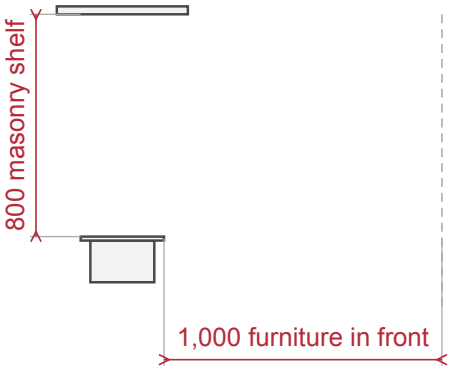

Front at the right.
A shelf above must be heat-resistant masonry.

Chad-O-Chef 1000 Drop-In Fireplace

07 VENT COVER: TWO SUPPLIED (LARGER SCALE)



The housing needs two brick-size ventilation holes below the unit.
The two supplied covers go over these holes.
Recommended distance from any air vent: 500.

PLANNING NOTES

Ask us for the body width and the space the controls need below the rim before you build the housing.
Build the housing from a nonflammable material, with cross-flowing ventilation.
The clearances shown are to combustible materials.
No permanent ventilation is needed in a room of 188 m³ or more, although an opening window is recommended.
A smaller room needs permanent ventilation.
Do not install it in a bedroom, bathroom, toilet or sauna. A registered gas installer must fit it.
The gas inlet takes an 8 mm compression fitting.